










# CONTENTS

Preface		viii
Acknowledgements		ix
<b>PART 1</b>	<b>Symptoms</b>	<b>I</b>
	Case 1: Intermittent chest pain	2
	Case 2: Shortness of breath	5
	Case 3: Difficulty in passing urine	9
	Case 4: Difficulty in swallowing	12
	Case 5: Easy bruising	16
	Case 6: Coughing up blood	20
	Case 7: Fever and cough	23
	Case 8: Abdominal pain and weight loss	27
	Case 9: A mixture of problems	31
	Case 10: The ancient mimic	35
<b>PART 2</b>	<b>Signs</b>	<b>39</b>
	Case 11: Intermittent neurological signs	40
	Case 12: Permanent neurological signs	44
	Case 13: A cervical mass	48
	Case 14: Haematuria clinic	51
	Case 15: Reduced air entry	55
	Case 16: Enlarged lymph nodes	59
	Case 17: More enlarged lymph nodes	63
	Case 18: Tachycardia and tachypnoea	67
	Case 19: A social drinker	71
	Case 20: Indigestion	77
	Case 21: The diabetic clinic	81
<b>PART 3</b>	<b>Investigations</b>	<b>85</b>
	Case 22: Abnormal full blood count	86
	Case 23: Complex blood results	90
	Case 24: An abnormal smear test	94
	Case 25: An abnormal mammogram	97
	Case 26: An abnormal baby	100
	Case 27: The genetic clinic	103
	Case 28: Fracture clinic	107
	Case 29: Acute back pain	111
	Case 30: MRI diagnosis	115
	Case 31: Investigation after death	118
	Case 32: Sudden death of a child	122
	Case 33: Jaundice	125
	Case 34: A tutorial on glomerulonephritis	129

<b>PART 4</b>	<b>Treatment</b>	<b>135</b>
	Case 35: Novel chemotherapy	136
	Case 36: Supporting haematopoiesis	139
	Case 37: A prophylactic resection	143
	Case 38: A chronic autoimmune disease	147
	Case 39: Keeping the pump pumping	151
	Case 40: Radiologist or surgeon?	155
	Case 41: Organ transplantation	159
<b>PART 5</b>	<b>Complex management</b>	<b>165</b>
	Case 42: Immobility and its complications	166
	Case 43: A life-threatening rash	170
	Case 44: A first seizure	174
	Case 45: Febrile and unconscious	178
	Case 46: Multi-organ disease	183
	Case 47: Mixed social and medical problems	186
	Case 48: Certifying the cause of death	191
	Case 49: Referring cases to the coroner	194
	Case 50: Your worst nightmare!	197
	Normal values	200
	Index of conditions covered in cases	201
	Index	203

### Sarah McKenzie cases



Nine cases have been written to follow the adventures of a medical student called Sarah McKenzie from her early clinical experience through to her final examinations. These cases create the atmosphere of a clinic, intensive care unit or pathology department and cover some of the topics that students most commonly find difficult, in a way that you should find immediately applicable on your attachment. Several of these cases are a dialogue between Sarah and her clinical teacher designed to encourage clinical reasoning and an appreciation of key concepts. For those students with little clinical experience, it can provide an idea of how best to benefit from apprenticeship-style learning and the potential stress of learning about diseases at the same time as caring for the people suffering from them. Finally, Sarah struggles through a horrendous examination, which should provide encouragement and tactical advice to all students.